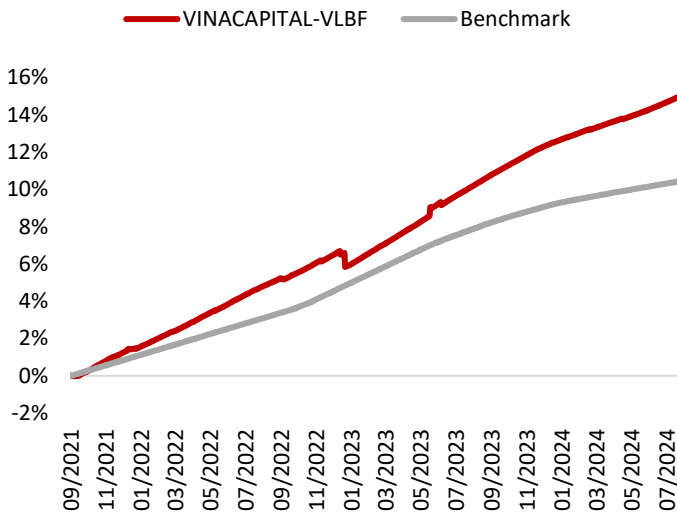


VINACAPITAL-VLBF Investment approach

VINACAPITAL-VLBF mainly invests in short-term fixed income securities and money market instruments to generate very stable returns while maintaining daily liquidity.

VINACAPITAL-VLBF is considered a low-risk fund suitable for investors who are looking for a safe, short and medium term investment with a higher return than short-term bank deposit rates. The target return for the fund is 2.5 – 3.0% per annum.

NAV chart since inception

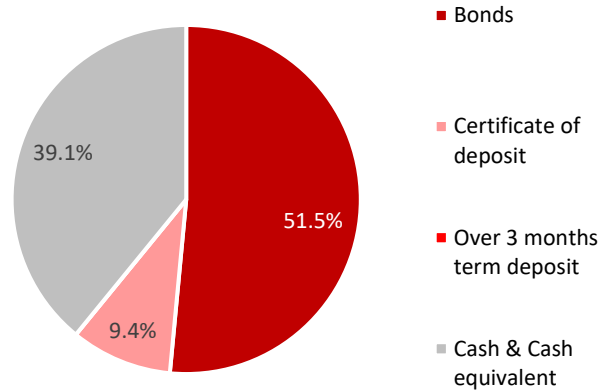


Fund performance

	VINACAPITAL-VLBF	BM
Total AUM (VND billion)	61.4	
NAV/Share	11,500.3	
July 2024 return (%)	0.4	0.2
YTD 2024 return (%)	2.1	1.2

(NAV is net of management fee and administrative expenses)

Investment allocation



Fund information

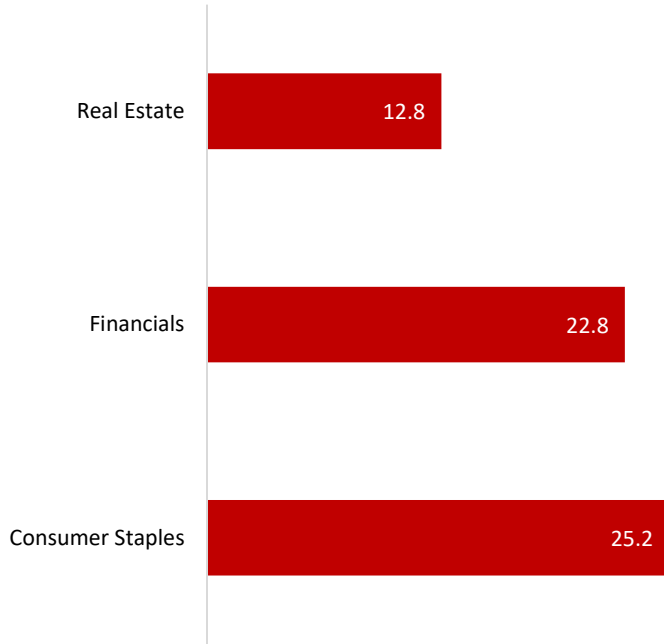
Inception	07 Sep 2021
Management fee	0.9% per annum
Subscription fee	0.0%
Redemption fee	<=45 days: 0.1%; >45 days: 0%
Minimum subscription	0 VND
PIT	0.10%
Custodian and Supervisory Bank	BIDV
Auditor	PwC Vietnam
Trading frequency	Daily, from Monday to Friday

Benchmark (BM) Average 3-month VND denominated deposit rate of VietinBank, Agribank, BIDV, and Vietcombank.

Investor Relations: irwm@vinacapital.com
Tel: +84 28 38 27 85 35

Sector allocation

■ VINACAPITAL-VLBF



Comments from Fund Manager

Vietnam’s manufacturing output growth continued to accelerate in July, with 7M24 growth of 9.5%, an increase from 9% growth in 6M24, 7% in 5M24 and about 6% in 2M24, 3M24 and 4M24. The recovery in the manufacturing sector has been driven by a 24% yoy surge in exports to the US (versus a 21% drop in 7M23), which in-turn drove a 15.7% increase in the country’s total exports to USD227b according to the GSO.

Vietnam’s PMI reading remained at 54.7 in both June and July – its highest level in nearly six years – despite the noticeable pick up in production activity in July. The growth of new orders also remained at near record-high levels in July (albeit dipping slightly from June), reinforcing our assertion that the ongoing strength in Vietnam’s manufacturing sector is set to continue for the rest of 2024. Two additional indicators of likely continued strength for the sector include: 1) FDI inflows grew by 8% yoy in 7M24 to USD12.6b (or 5%/GDP), and 2) imports grew by 18.5% in 7M24 (to USD213b) outpacing the 15.7% export growth mentioned above. The former is an important leading indicator because most FDI is directed towards manufacturing, while the latter stems from the fact that FDI factories are ramping up their purchases of imported production inputs.

The USD-VND exchange rate appreciated by 0.8% in July to 25,250, reducing its year-to-date depreciation from a peak of ~5% YTD in late-May to ~4% depreciation at the end of July. The US Dollar/DXY Index fell by 1.6% in July, which supported the value of the Dong, as did Vietnam’s USD2b trade surplus in July. Inflation in Vietnam remained modest at 4.4% yoy in July (or 4.1% on average for 7M24).

In the corporate bond market, total issuance was VND 38 trillion, a 17% drop compared to the same period last year. The banking sector was dominant with 89% of the total issuance. The sector had an average yield of 6.1% and an average maturity of 6.0 years. The real estate sector accounted for about 10% of the total issuance, featuring an average yield of 7.3% and an average maturity of 2.7 years. Within this sector, Hai Dang Real Estate issued VND 2.85 trillion at a coupon rate of 9.8% and a tenor of 1.5 years. Additionally, Da Nang IT Park Company raised VND 500 billion with a 0% coupon rate and a tenor of 2.5 years. The remaining VND 412 billion was issued by Hung Think Phat with a coupon rate of 12.0% and a tenor of 4.0 years.

Top holdings

Issuer	Name	Allocation (%)	Yield-to-maturity (%)	Duration (years)
BAF	BAF Viet nam Agriculture JSC	17.1	10.3	0.9
AGRIBANK	AGRIBANK	13.4	7.0	4.9
TN1	Rox Key Holdings JSC	12.8	4.0	0.6
FECREDIT	FE CREDIT	9.4	5.4	0.0
SBT	Thanh Thanh Cong - Bien Hoa JSC	8.2	11.0	2.1

Important information

The information contained herein has been prepared by VinaCapital Fund Management Joint Stock Company (the “Company”) and is subject to updating, revision, further verification and amendment without notice.

The information does not constitute and/or form part of any offer for sale or solicitation of any offer to buy or subscribe for any securities nor shall they or any part of them form the basis of or be relied on in connection with, or act as any inducement to enter into, any contract or commitment whatsoever. Forward-looking information is based on the estimates and/or opinions of the Company at the time the statements are made, and is therefore, of no obligation to be updated or corrected to changing circumstances.