

ETF Overview

VinaCapital VN100 ETF is an Exchange Traded Fund that seeks to replicate the performance of the VN100 index.

The VN100 Index is a free-float adjusted market capitalization weighted index which measures the performance of the 100 largest and most liquid stocks listed on the Ho Chi Minh City Stock Exchange (HOSE).

Why VN100 ETF?

The VN100 Index better represents the Vietnamese stock market than most other ETF indices.

Exposure to both large and mid-cap Vietnamese companies.

Not subject to foreign ownership limit.

VinaCapital VN100 ETF objective

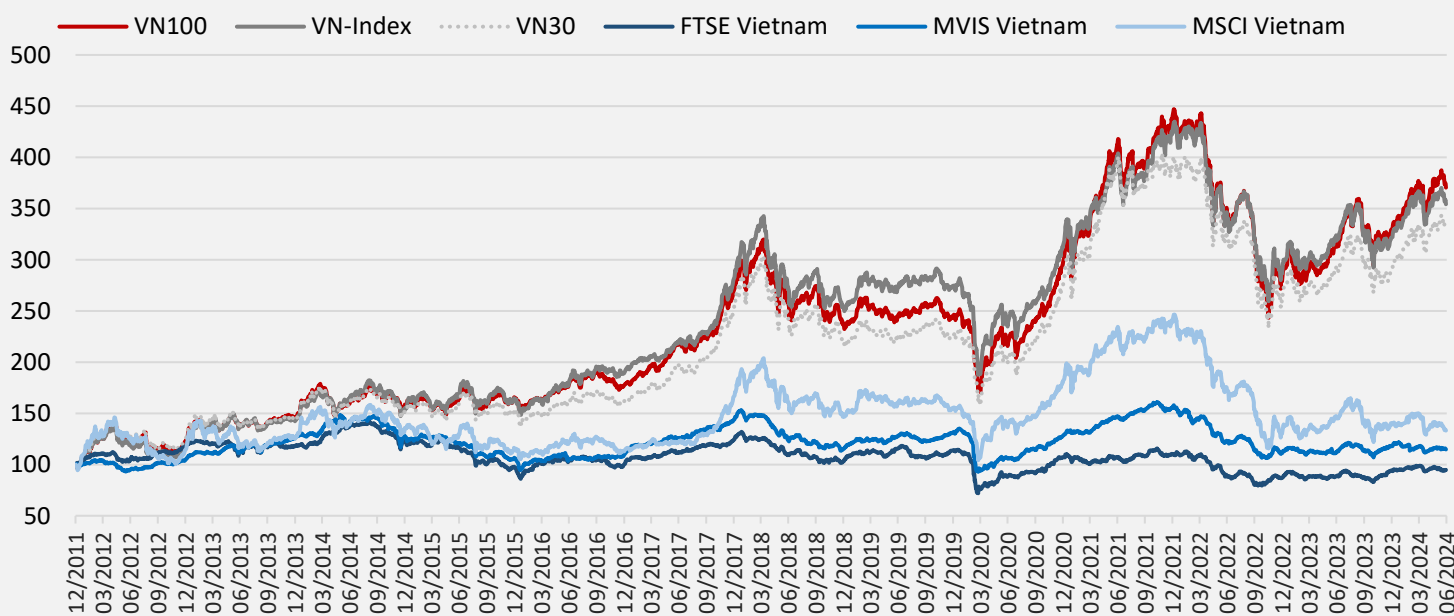
Track and replicate 95% of the VN100 Index. Target a tracking error of 0.5%.

The ETF will be rebalanced quarterly. Tracking error will be calculated weekly.

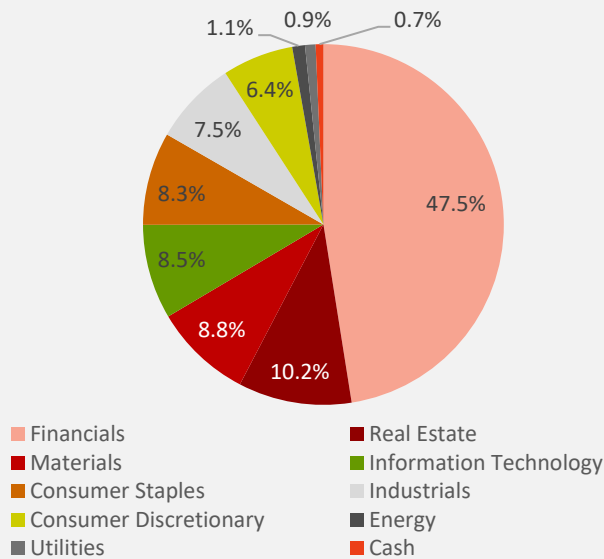
Key facts

Fund launch date	16 June 2020
Underlying index	VN100 Index
Net assets	VND435.5 billion
Ticker	FUEVN100
Exchange	HOSE
Management fee	0.67% per annum
NAV per share	VND17,280
Share price	VND17,420
Creation Unit	One creation unit = 100,000 fund certificates
APs	BIDV Securities, Bao Viet Securities, KIS Vietnam, VietCapital Securities
Custodian, Supervisory Bank & Administrator	Bank of Investment and Development of Vietnam (BIDV)
Transfer Agent/ Registrar	Vietnam Securities Depository

The VN100 Index better represents the Vietnamese stock market than other ETF indices



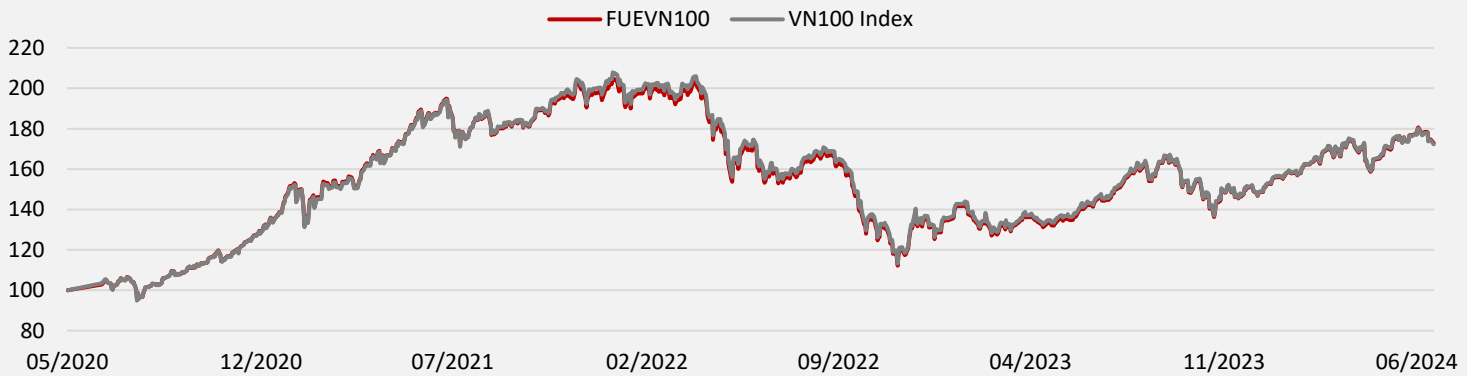
Sector allocation



Top holdings

Ticker	Sector	Weight (%)
FPT	Information Technology	
TCB	Financials	5.6
HPG	Materials	5.2
ACB	Financials	5.0
VPB	Financials	4.7
MWG	Consumer Discretionary	3.9
LPB	Financials	3.5
MBB	Financials	3.4
VNM	Consumer Staples	2.9
STB	Financials	2.9

Performance since inception (%)



	1M	3M	6M	1Y	3Y	5Y	Since inception
FUEVN100	-0.6%	-0.7%	13.1%	19.7%	-10.0%		68.1%
VN100 Index	-0.7%	-1.3%	12.4%	18.6%	-10.0%	52.6%	66.5%
VN-Index	-1.3%	-3.0%	10.2%	11.2%	-11.6%	31.1%	45.6%

	YTD 2024	2023	2022	2021	2020	2019	2018
FUEVN100	13.1%	18.7%	-36.3%	45.8%			
VN100 Index	12.4%	18.2%	-36.6%	47.9%	21.6%	3.3%	-11.7%
VN-Index	10.2%	12.2%	-32.8%	35.7%	14.9%	7.7%	-9.3%

Fund characteristic	FUEVN100	VN-Index	VN30 Index
P/E (x)	13.5	15.4	12.3
P/B (x)	2.5	1.7	1.7
Dividend yield (%)	1.7	1.7	1.9
No. of stocks	71	402	30
Tracking error (%)	0.57	-	-