

## ETF Overview

VinaCapital VN100 ETF is an Exchange Traded Fund that seeks to replicate the performance of the VN100 index.

The VN100 Index is a free-float adjusted market capitalization weighted index which measures the performance of the 100 largest and most liquid stocks listed on the Ho Chi Minh City Stock Exchange (HOSE).

## Why VN100 ETF?

Closer performance to the VN-Index.

Exposure to large and mid-cap Vietnamese companies.

Approximately exposure to 85% of VN-Index.

Not subject to foreign ownership limit.

## VinaCapital VN100 ETF objective

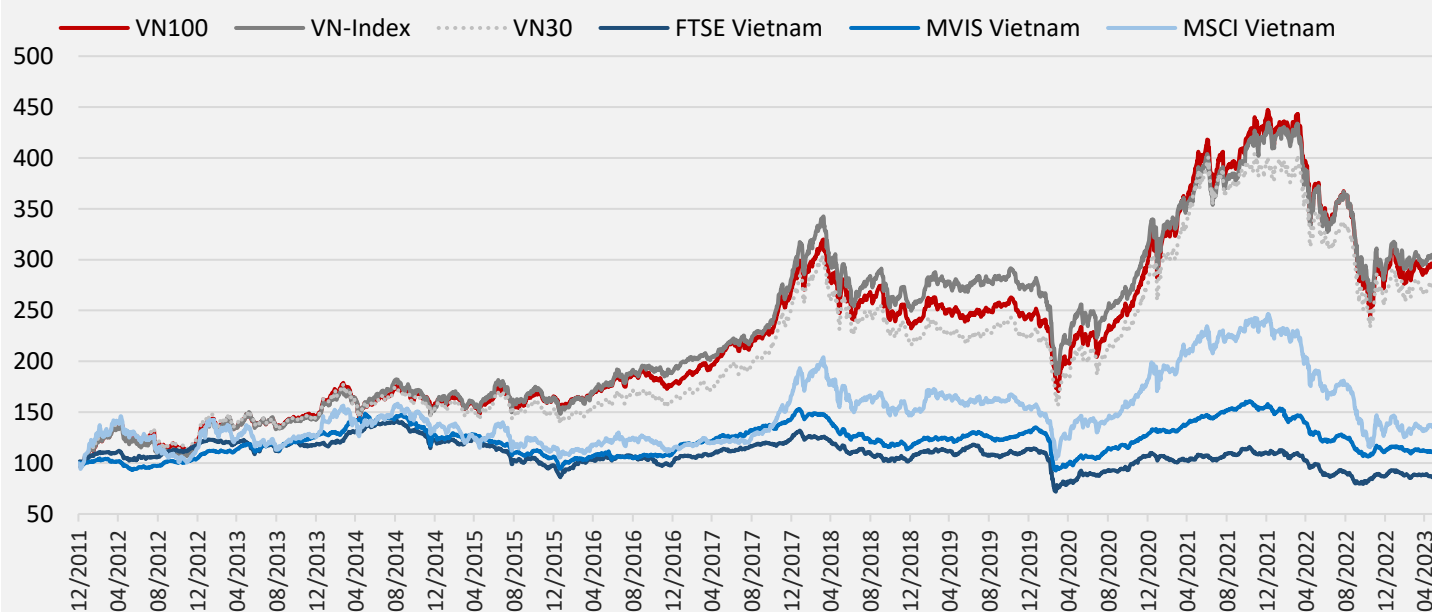
Track and replicate 95% of the VN100 Index. Target a tracking error of 0.5%.

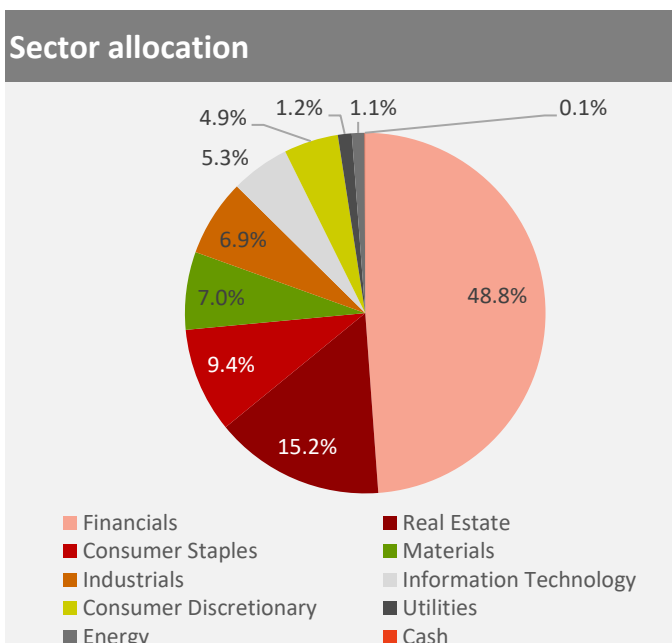
The ETF will be rebalanced quarterly. Tracking error will be calculated weekly.

## Key facts

<b>Fund launch date</b>	16 June 2020
<b>Underlying index</b>	VN100 Index
<b>Net assets</b>	VND252.3 billion
<b>Ticker</b>	FUEVN100
<b>Exchange</b>	HOSE
<b>Management fee</b>	0.67% per annum
<b>NAV per share</b>	VND13,638
<b>Share price</b>	VND13,710
<b>Creation Unit</b>	One creation unit = 100,000 fund certificates
<b>APs</b>	BIDV Securities, Bao Viet Securities, KIS Vietnam, VietCapital Securities
<b>Custodian, Supervisory Bank &amp; Administrator</b>	Bank of Investment and Development of Vietnam (BIDV)
<b>Transfer Agent/ Registrar</b>	Vietnam Securities Depository

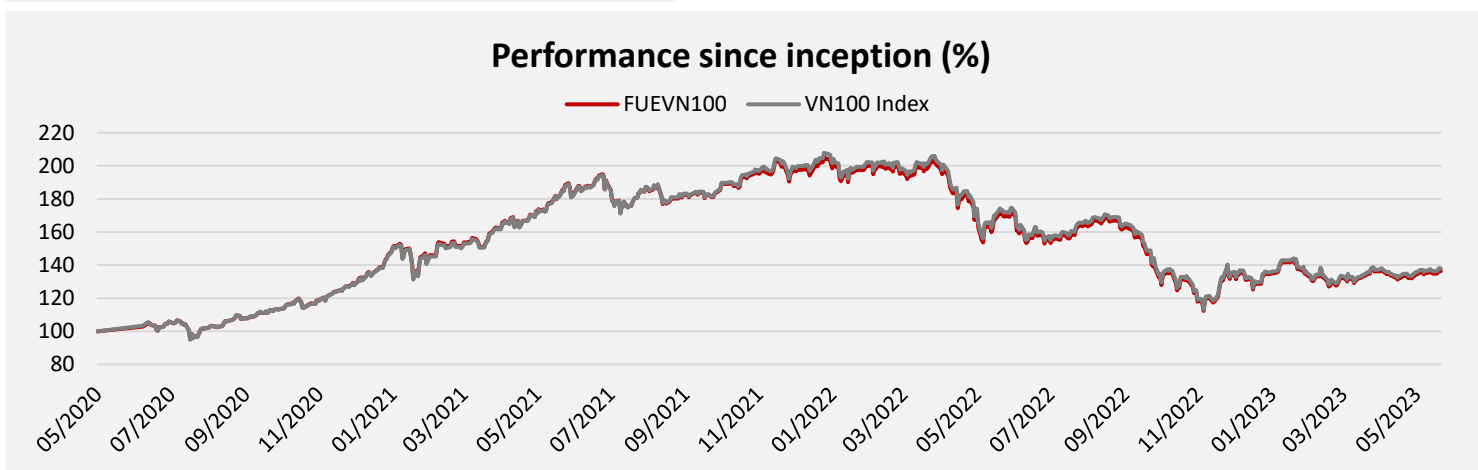
**VN100 index has a closer performance to VN Index than other ETF indexes**





### Top holdings

Ticker	Sector	% NAV
VPB	Financials	6.1
FPT	Information Technology	5.3
ACB	Financials	4.9
TCB	Financials	4.6
HPG	Materials	4.6
VIC	Real Estate	4.0
VHM	Real Estate	3.9
VNM	Consumer Staples	3.7
STB	Financials	3.5
VCB	Financials	3.3



	1M	3M	6M	1Y	3Y	5Y	Since inception
FUEVN100	2.2%	6.9%	3.7%	-20.1%	36.4%		32.7%
VN100 Index	2.3%	7.0%	3.9%	-20.3%	32.3%	14.1%	33.2%
VN-Index	2.5%	4.9%	2.6%	-16.8%	24.4%	10.7%	25.7%

	YTD 2023	2022	2021	2020	2019	2018	2017
FUEVN100	6.0%	-36.3%	45.8%				
VN100 Index	6.3%	-36.6%	47.9%	21.6%	3.3%	-11.7%	51.3%
VN-Index	6.8%	-32.8%	35.7%	14.9%	7.7%	-9.3%	48.0%

Fund characteristic	FUEVN100	VN-Index	VN30 Index
P/E (x)	11.0	14.6	11.9
P/B (x)	1.9	1.6	1.6
Dividend yield (%)	1.6	1.8	1.7
No. of stocks	70	399	30
Tracking error (%)	0.4		