

VinaCapital VN100 ETF (FUEVN100)

ETF Overview

- **VinaCapital VN100 ETF** is an Exchange Traded Fund that seeks to replicate the performance of the VN100 index.
- **The VN100 Index** is a free-float adjusted market capitalization weighted index which measures the performance of the 100 largest and most liquid stocks listed on the Ho Chi Minh City Stock Exchange (HOSE).

Why VN100 ETF?

- Closer performance to the VN-Index.
- Exposure to large and mid-cap Vietnamese companies.
- Approximately exposure to 85% of VN-Index.
- Not subject to foreign ownership limit.

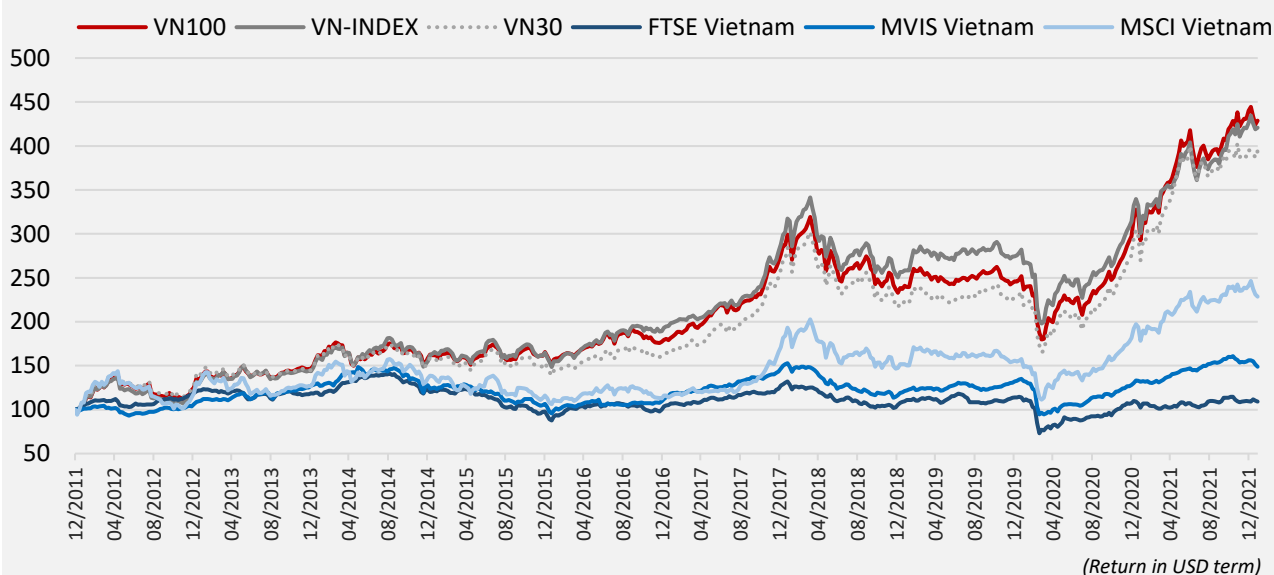
VinaCapital VN100 ETF objective

- Track and replicate 95% of the VN100 Index. Target a tracking error of 0.5%.
- The ETF will be rebalanced quarterly. Tracking error will be calculated weekly.

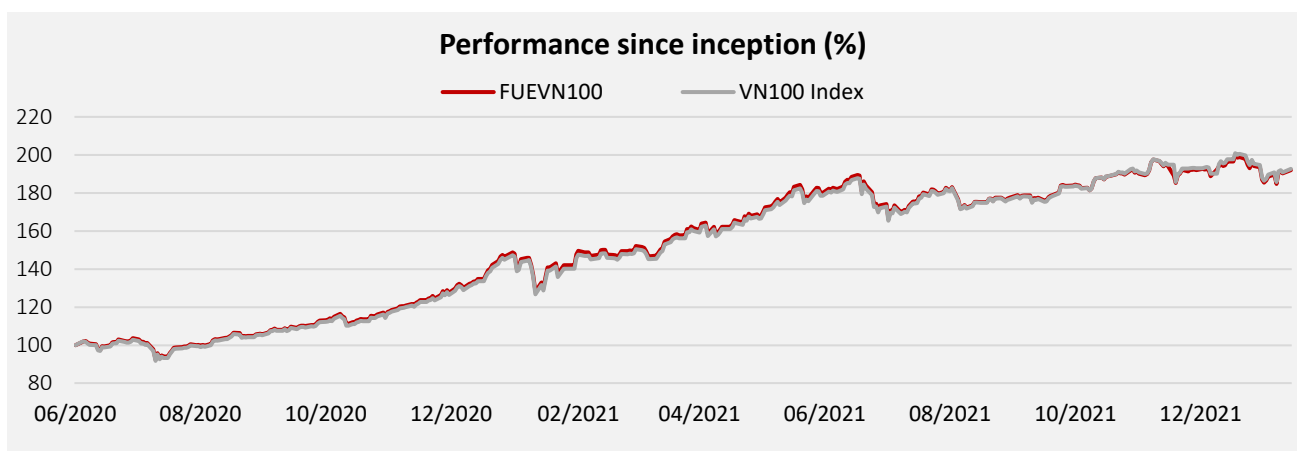
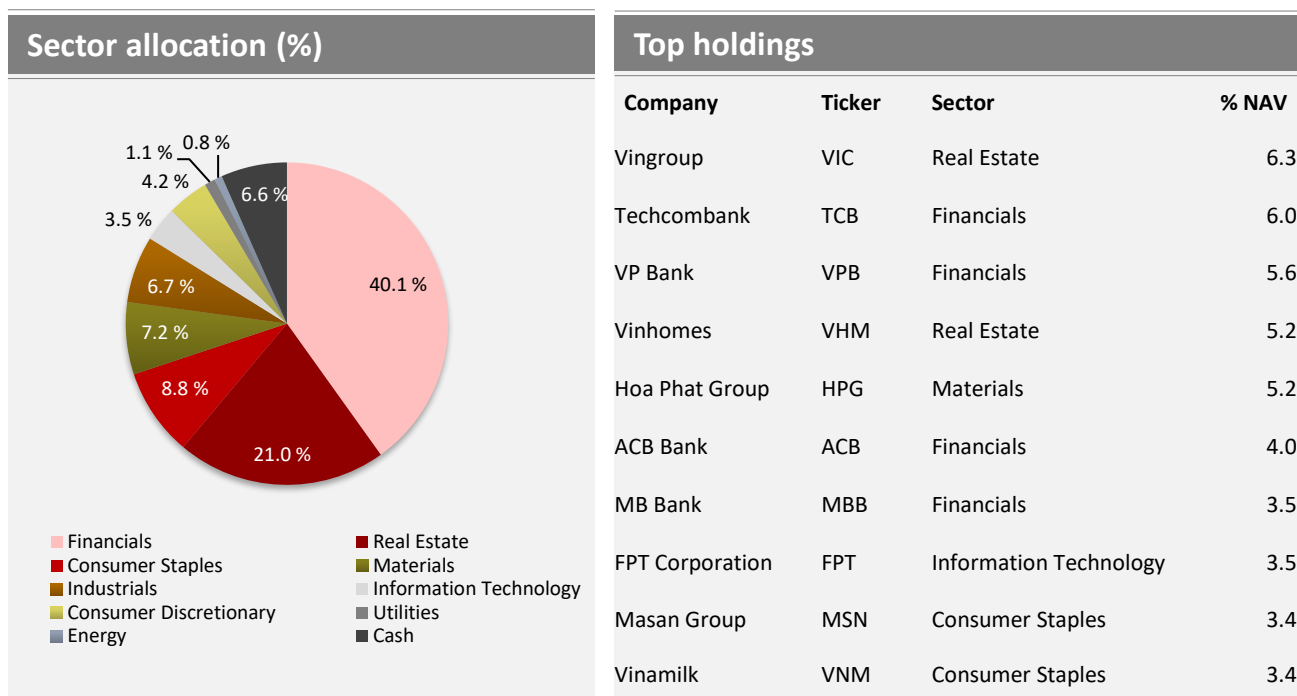
Key facts

Fund launch date	16 June 2020
Underlying index	VN100 Index
Net assets	VND 152.0 billion
Ticker	FUEVN100
Exchange	Ho Chi Minh Stock Exchange
Management fee	0.67% per annum
NAV per share	VND19,746
Share price	VND19,930
Creation Unit	One creation unit = 100,000 fund certificates
APs	BIDV Securities, Bao Viet Securities, KIS Vietnam
Custodian, Supervisory Bank & Administrator	Bank of Investment and Development of Vietnam (BIDV)
Transfer Agent/ Registrar	Vietnam Securities Depository

VN100 index has a closer performance to VN Index than other ETF indexes



VinaCapital VN100 ETF (FUEVN100)



	1M	3M	6M	1Y	3Y	5Y	Since inception
FUEVN100	-2.3%	2.1%	9.4%	44.5%	-	-	92.1%
VN100 Index	-2.6%	2.4%	10.3%	46.4%	78.1%	135.9%	92.7%
VN-Index	-1.3%	2.4%	12.9%	40.0%	62.4%	112.1%	72.9%

	YTD 2022	2021	2020	2019	2018	2017	2016
FUEVN100	-2.3%	45.8%	-	-	-	-	-
VN100 Index	-2.6%	47.9%	21.6%	3.3%	-11.7%	51.3%	7.0%
VN-Index	-1.3%	35.7%	14.9%	7.7%	-9.3%	48.0%	14.8%

Fund characteristic	FUEVN100	VN-Index	VN30 Index
P/E (x)	14.2	16.7	14.1
P/B (x)	2.6	2.6	2.7
Dividend yield (%)	0.7	1.2	0.7
No. of stocks	61	407	30
Tracking error (%)	0.83	-	-